

Summer 2 Spellings



Dear parents/carers,

Below is a copy of the spellings which will be tested this half term. There will be five spellings from the spelling rule being learned and five spellings from the Y5 and 6 statutory spellings. A copy of these words will also be available from the school website should you need to replace them. Many thanks for your continued support.

Week 1 Test Date: 9 June		Week 2 Test Date: 16 June		Week 3 Test Date: 23 June	
Spelling Rule:	Statutory:	Spelling Rule:	Statutory:	Spelling Rule:	Statutory:
1. boroughs 2. bough 3. cough 4. enough 5. rough	1. cemetery 2. communicate 3. immediately 4. leisure 5. opportunity	1. cycle 2. grizzle 3. grime 4. appreciate 5. fade	1. hindrance 2. interfere 3. profession 4. lightning 5. equipment	1. harass 2. prejudice 3. mischievous 4. nuisance 5. frequently	1. necessary 2. rhyme 3. sufficient 4. marvellous 5. pronunciation
Spelling Rule: Words containing the letter-string 'ough'. The letters 'ough' can spell lots of different sounds. Such as: ou (as in shout) ow (as in blow) u (as in up)		Spelling Rule: Suffixes Swap, Double or Drop 1. When we add a suffix beginning with a vowel to root words ending in a consonant plus the vowel letter 'e', we DROP the final 'e' from the root word. 2. Remember the suffix 'y' acts like a vowel. Weird Warning: <i>The letter 'e' in the word be is not dropped when we add the suffix -ing. E.g. be + ing = being</i>		Spelling Rule: Orange Words; Proceed with Caution ... These are common words that even some adults find tricky to spell. These words make up the Year5/6 statutory spellings.	
Week 4 Test Date: 30 June		Week 5 Test Date: 8 July		Week 6 Test Date: 15 July	
Spelling Rule:	Statutory:	Spelling Rule:	Statutory:	Spelling Rule:	Statutory:
1. flavour 2. speedy 3. achieve 4. definite 5. neighbour	1. dictionary 2. category 3. forty 4. criticise 5. curiosity	1. wet 2. fun 3. refer 4. begin 5. forbid	1. desperate 2. foreign 3. identity 4. sacrifice 5. parliament	1. 2. 3. 4. 5.	1. 2. 3. 4. 5.
Spelling Rule: Suffixes; Swap, Double or Drop Suffixes that begin with a consonant. Children will be given the root word to learn and must apply the correct spelling rule in the test. 1. If a suffix starts with a consonant, it is added onto most root words without any changes to the last letters of those words 2. Weird Word Warning – For some words ending in 'y' we swap the 'y' for an 'i' before adding the suffixes -less , -ful , -ness and -ment .		Spelling Rule: Suffixes; A syllable is a beat in a word. Words can have one or more syllables . 1. When we add suffixes beginning with a vowel to words of one syllable that end in one vowel letter and one consonant letter, we double the final consonant. This keeps the vowel in the root word short. 2. Words with more than one syllable that end in just one vowel letter and one consonant letter (where the stress is on the final syllable), we double the final consonant when adding suffixes beginning with a vowel (like -ed)		Spelling Rule: This week, children will be tested on a mix of words from previous week's spellings.	

Summer 2 Spellings

All spelling tests will take place on a Friday, unless other school events mean it needs to be changed.

Spelling Rules: Children will learn a spelling rule to help them spell longer words correctly. To ensure children have learned the rule, their spelling rule words will be the root word (a basic word with no prefix or suffix added to it). During the spelling test, children will have to add the given prefix or suffix to the root word ensuring they have followed the rule studied.

Sometimes, the spelling rule will be a focus on **Orange Words** (Statutory words to learn by the end of Y5/6). Although, usually, no spelling rule applies to these words, the week's focus will be on ways to remember how to spell these words correctly.

Statutory Words (Orange Words): These are words that some adults find difficult to spell and they seldom follow a simple spelling rule. These are, generally, words that just have to be learned and remembered. However, there are different strategies that may help with the learning of these words. I have given a few examples below.

If you have any questions then please get in touch.

Thank you

MrP

Helping your child.





One method of helping your child learn their spelling is

'Look, cover, write, check'

Children look at a word and sound it out, cover it, practice writing it and then check it.

If you wish to challenge your child even further you could ask them to say a sentence using the word or even write a sentence and then try to improve it.

Other ways to help learn spellings:



Memory Strategies:

Syllables: Listen to how many syllables there are and break the word into smaller chunks to remember. *September* = *Sep – tem – ber* (clap them out if it helps)

Root words: Find the root word of the longer word. *Smiling* = *smile* + *ing*

Analogy: Use words that you already know to help spelling. *Would, Should, Could*

Mnemonic: Make up a sentence to help remember the word:

Caught = **Can An Ugly Goat Have Teeth**

SPELLING HOMEWORK: All weekly spelling words are on LITERACY PLANET for children to practice as part of their homework.